

# PRESA DI FORZA A COMANDO PNEUMATICO


## PNEUMATIC CLUTCH POWER TAKE-OFF

**CODICE PTO**  
PTO CODE

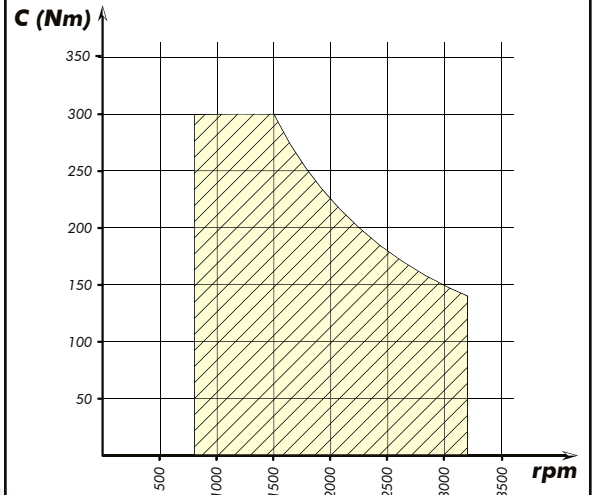
**10-75-170**

**CAMBIO**  
GEARBOX

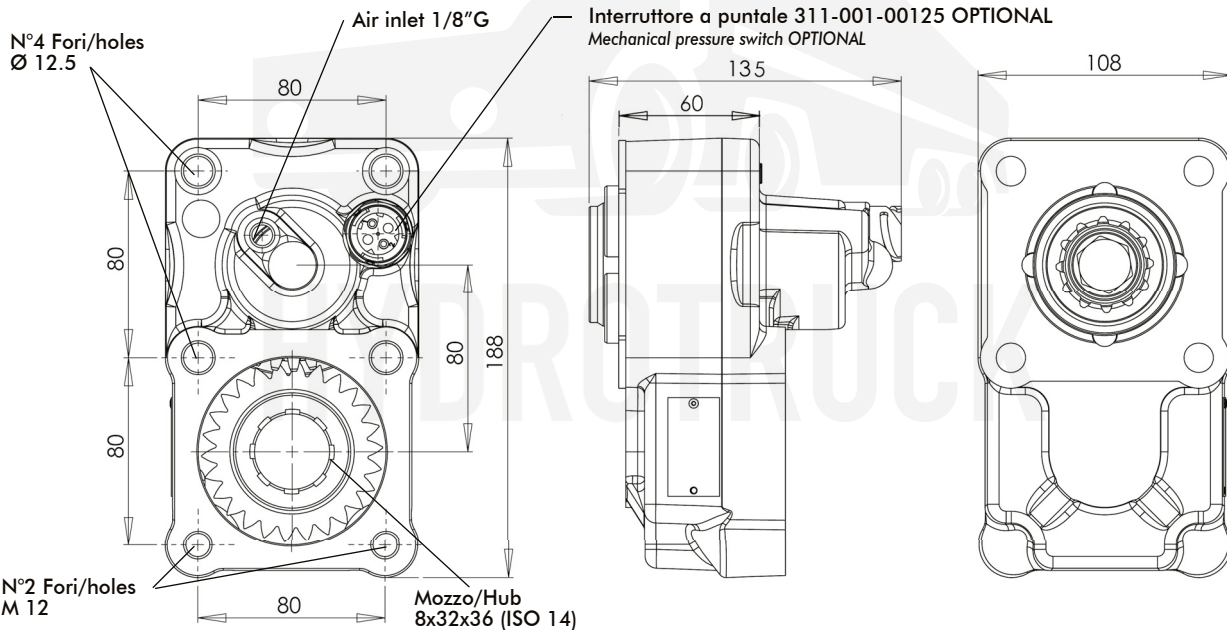
**ZF**



### DIAGRAMMA DI UTILIZZO WORKING CONDITION



**Presca di forza con uscita non supportata. È necessario l'utilizzo di pompe con albero supportato.**  
**PTO with loose gear output. Mounting only possible with hydraulic pumps having bearing on the shaft.**



Tipo cambio Gearbox	Codice PTO PTO code	Versione Version	Giri pto a 1000 giri motore Pto ratio@1000 eng.rpm	Coppia massima Max torque	Lato montaggio Mounting side	Uscita Output	Rotazione Rotation	Kit di montaggio Mounting kit	Peso Weight
Vedi indice See index	<b>10-75-00170</b>	<b>817</b>	Vedi indice See index rpm	<b>300</b> Nm	Poster. Rear	Poster. Rear	Ant. Acw	Vedi indice See index	Kg 4,34

Rapporto interno / Internal ratio = 1:1.35



[www.hydrotruck.cz](http://www.hydrotruck.cz)  
[info@hydrotruck.cz](mailto:info@hydrotruck.cz)

Hydrotruck s.r.o.  
Tovačovská 3457/4a  
750 02, Přerov  
Česká republika

COMPANY WITH  
QUALITY SYSTEM  
CERTIFIED BY DNV GL  
= ISO 9001:2015 =